

EVANS & DIXON^{LLC}

ATTORNEYS AT LAW

2011 - 2012 Missouri Workers' Compensation Rate Chart

Effective Date	Temp. Total 287.170 Max.	Perm. Partial 287.190 Max.	Perm Total 287.200 Max. Death 287.240 Max.
7/1/2003 To 6/30/2004	105% SAWW \$662.55	55% SAWW \$347.05	105% SAWW \$662.55
7/1/2004 To 6/30/2005	105% SAWW \$675.90	55% SAWW \$354.05	105% SAWW \$675.90
7/1/2005 To 6/30/2006	105% SAWW \$696.97	55% SAWW \$365.08	105% SAWW \$696.97
7/1/2006 To 6/30/2007	105% SAWW \$718.87	55% SAWW \$376.55	105% SAWW \$718.87
7/1/2007 To 6/30/2008	105% SAWW \$742.72	55% SAWW \$389.04	105% SAWW \$742.72
7/1/2008 To 6/30/2009	105% SAWW \$772.53	55% SAWW \$404.66	105% SAWW \$772.53
7/1/2009 To 6/30/2010	105% SAWW \$807.48	55% SAWW \$422.97	105% SAWW \$807.48
7/1/2010 To 6/30/2011	105% SAWW \$799.11	55% SAWW \$418.58	105% SAWW \$799.11
7/1/2011 to 6/30/2012	105% SAWW \$811.73	55% SAWW \$425.19	105% SAWW \$811.73

Burial Benefit \$5,000

Minimum Rate \$40 per week

Disfigurement Max 40 weeks

For more information, visit us
online at www.evans-dixon.com

Mileage

7/1/2008 To 6/30/2009	47.5 ¢
7/1/2009 To 6/30/2010	50 ¢
7/1/2010 To 6/30/2011	50 ¢
7/1/2011 To 6/30/2012	48 ¢

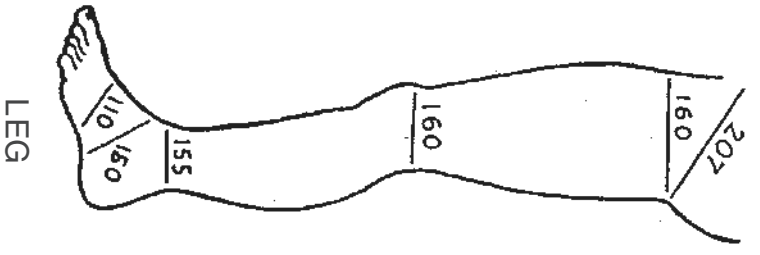
Kansas City, Missouri
1100 Main Street, Suite 2000
Kansas City, MO 64105
Phone: (816) 472-4600
Fax: (816) 472-4013

St. Louis, Missouri
211 N. Broadway, Suite 2500
St. Louis, MO 63102
Phone: (314) 621-7755
Fax: (314) 621-3136

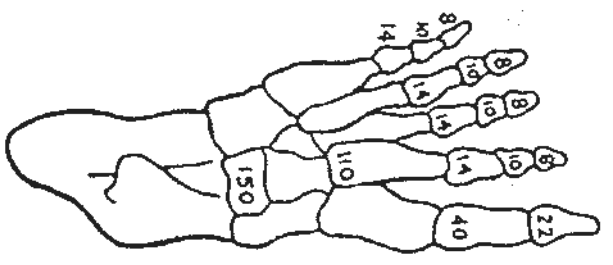
Springfield, Missouri
1717 E. Republic Dr, Suite C
Springfield, MO 65804
Phone: (417) 882-4700
Fax: (417) 882-4927

CHART NO. 1 PERMANENT PARTIAL DISABILITY SCHEDULE

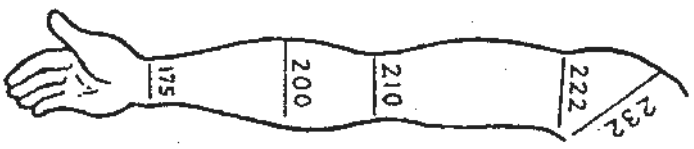
Visual Chart Showing Number of Weeks of Compensation Payable for Permanent Partial Disabilities under the MISSOURI WORKERS' COMPENSATION LAW. When there is complete loss of a member – either by severance or loss of use – the number of weeks indicated on this chart for such member(s) is increased by ten (10) per cent.



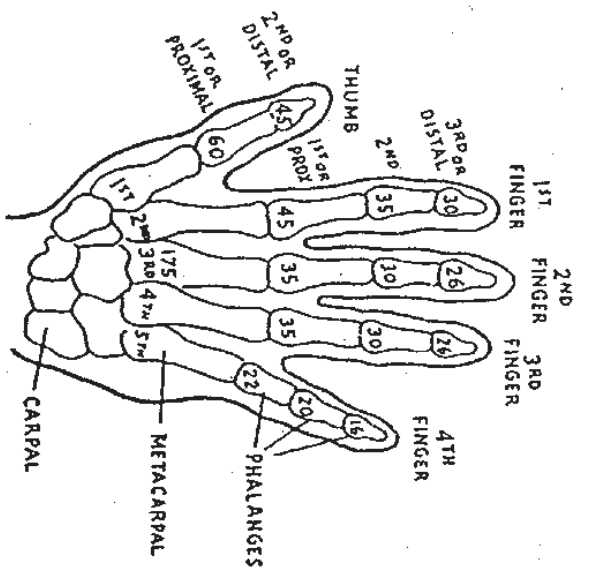
LEG



FOOT



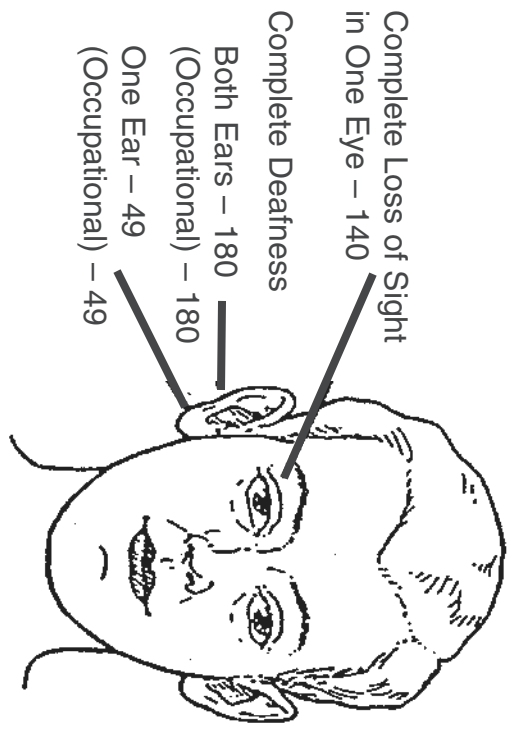
ARM



HAND



ENTIRE PERSON



Complete Loss of Sight
 in One Eye – 140

Complete Deafness

Both Ears – 180
 (Occupational) – 180

One Ear – 49
 (Occupational) – 49